

0	00	000	0000
			0001
		001	0010
			0011
	01	010	0100
			0101
		011	0110
			0111
1	10	100	1000
			1001
		101	1010
			1011
	11	110	1100
			1101
		111	1110
			1111

The total symbol code budget

Figure 5.1. The symbol coding budget. The ‘cost’ 2^{-l} of each codeword (with length l) is indicated by the size of the box it is written in. The total budget available when making a uniquely decodeable code is 1. You can think of this diagram as showing a *codeword supermarket*, with the codewords arranged in aisles by their length, and the cost of each codeword indicated by the size of its box on the shelf. If the cost of the codewords that you take exceeds the budget then your code will not be uniquely decodeable.

a_i	p_i	$\log_2 \frac{1}{p_i}$	l_i	$c(a_i)$
a	0.0575	4.1	4	0000
b	0.0128	6.3	6	001000
c	0.0263	5.2	5	00101
d	0.0285	5.1	5	10000
e	0.0913	3.5	4	1100
f	0.0173	5.9	6	111000
g	0.0133	6.2	6	001001
h	0.0313	5.0	5	10001
i	0.0599	4.1	4	1001
j	0.0006	10.7	10	1101000000
k	0.0084	6.9	7	1010000
l	0.0335	4.9	5	11101
m	0.0235	5.4	6	110101
n	0.0596	4.1	4	0001
o	0.0689	3.9	4	1011
p	0.0192	5.7	6	111001
q	0.0008	10.3	9	110100001
r	0.0508	4.3	5	11011
s	0.0567	4.1	4	0011
t	0.0706	3.8	4	1111
u	0.0334	4.9	5	10101
v	0.0069	7.2	8	11010001
w	0.0119	6.4	7	1101001
x	0.0073	7.1	7	1010001
y	0.0164	5.9	6	101001
z	0.0007	10.4	10	1101000001
-	0.1928	2.4	2	01

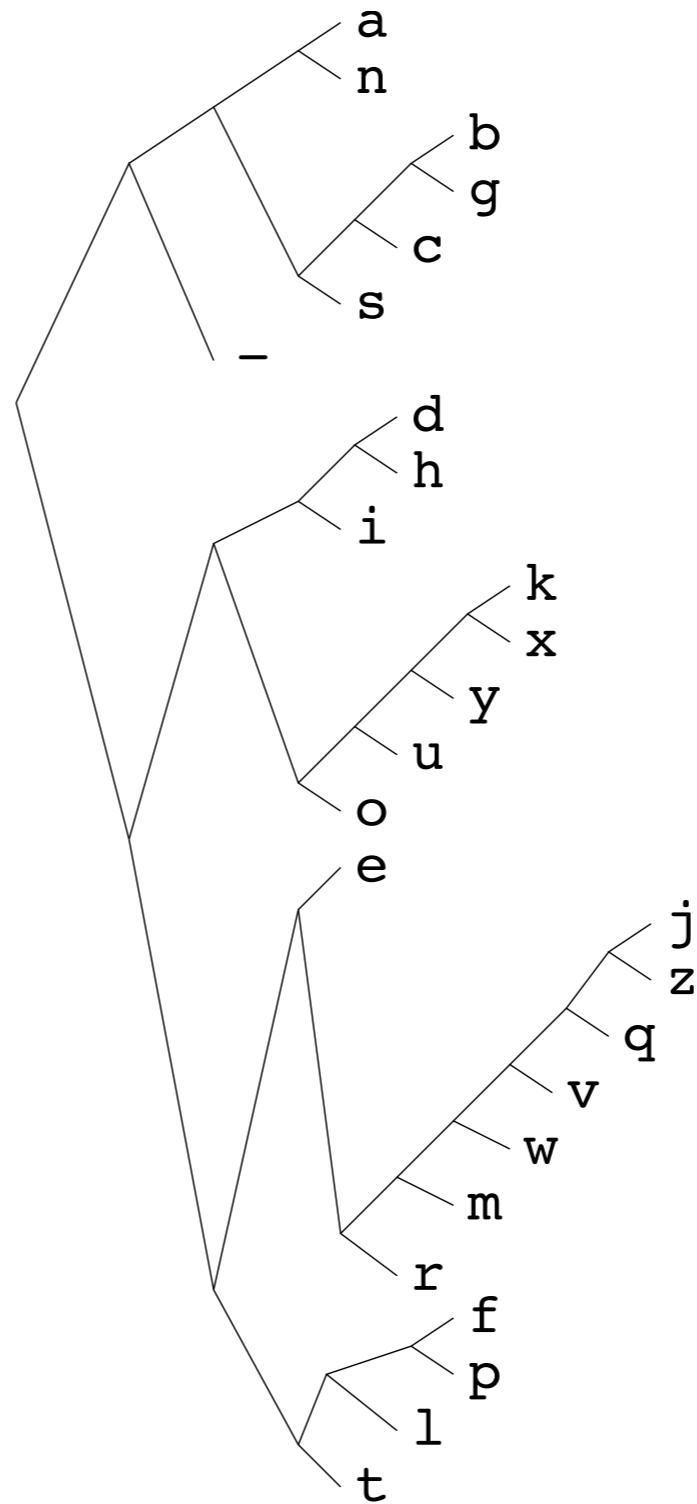
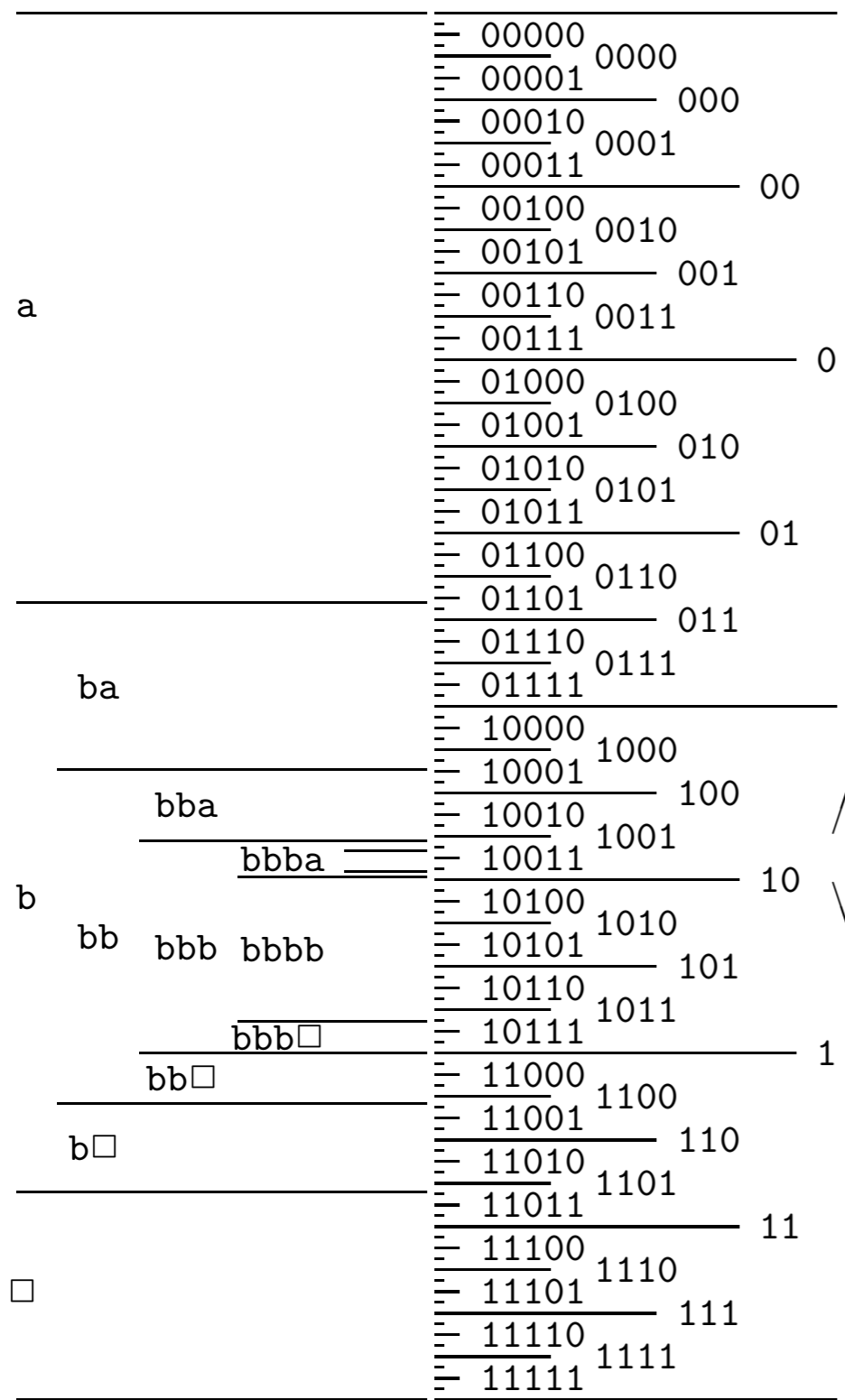


Figure 5.6. Huffman code for the English language ensemble (monogram statistics).

Figure 5.6. This code has an expected length of 4.15 bits; the entropy of the ensemble is 4.11 bits. Observe the disparities between the assigned codelengths and the ideal codelengths $\log_2 1/p_i$.



Context (sequence thus far)	Probability of next symbol		
	$P(a) = 0.425$	$P(b) = 0.425$	$P(\square) = 0.15$
b	$P(a b) = 0.28$	$P(b b) = 0.57$	$P(\square b) = 0.15$
bb	$P(a bb) = 0.21$	$P(b bb) = 0.64$	$P(\square bb) = 0.15$
bbb	$P(a bbb) = 0.17$	$P(b bbb) = 0.68$	$P(\square bbb) = 0.15$
bbba	$P(a bbba) = 0.28$	$P(b bbba) = 0.57$	$P(\square bbba) = 0.15$

Figure 6.4 shows the corresponding intervals. The interval b is the middle 0.425 of [0, 1). The interval bb is the middle 0.567 of b, and so forth.

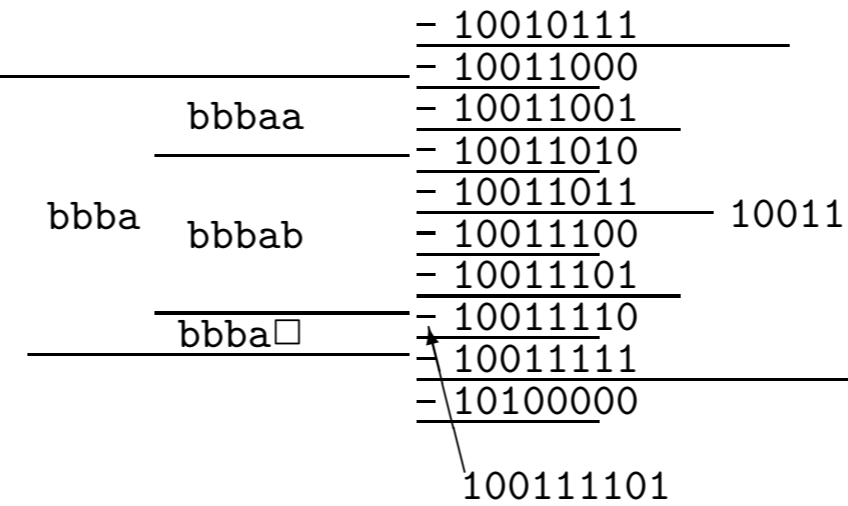


Figure 6.4. Illustration of the arithmetic coding process as the sequence $bbba\square$ is transmitted.